


about

use	<i>indoor</i>
typology	<i>small photo holder</i>
year	<i>1968</i>
dimension	<i>13 x 9 x 27 [h] cm</i>
weight	<i>1.2 kg</i>
materials	<i>PMMA and marble</i>

warning

- ⚠ *Never place less than 20-30 cm from a heat source.*
- ⚠ *If exposed to direct sunlight, the materials used in this product may show a natural chromatic variation.*
- ⚠ *Poltronoa will not be liable for products that are modified or used improperly.*
- ⚠ *Poltronoa will replace merchandise with manufacturing defects only if the product is intact in all its parts and provided with the original or equivalent packaging.*

poltronoa



english

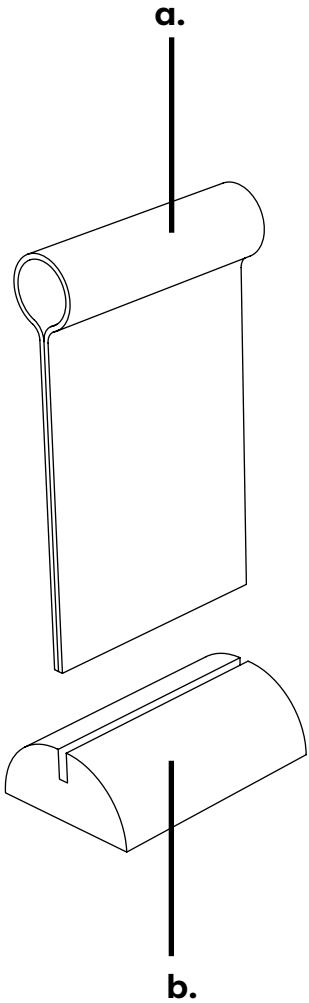
**Centro Studi Poltronoa
per il design srl**
via Lorenzo Bartolini 2,
50124 Firenze – Italy
www.poltronoa.it
info@poltronoa.it

Ofelia

instructions

components

- a. base
- b. photo holder

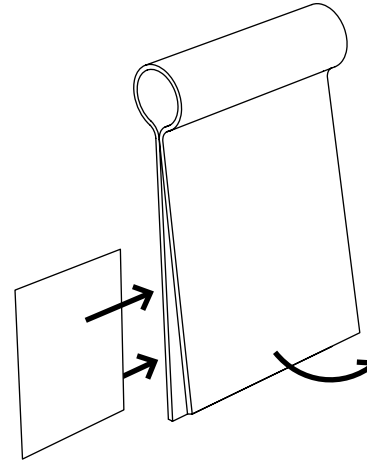


installation & maintenance

To clean, just use a soft cloth, either damp or dry.

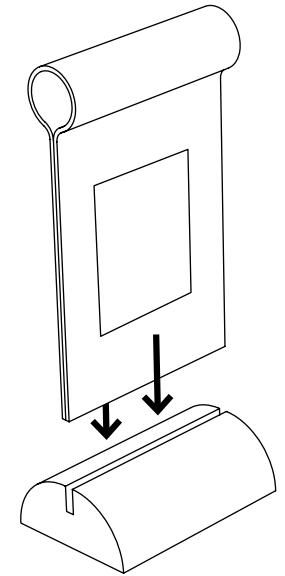
1 _____

Open the lower part of the photo holder gently and place a photo in the middle.



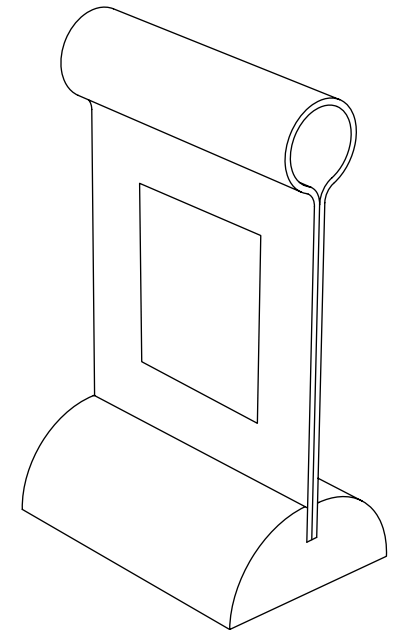
2 _____

Insert the photo holder in the base.



3 _____

Your photo holder is ready.



informazioni

uso	<i>interno</i>
tipologia	<i>piccolo portafotografie</i>
anno	<i>1968</i>
dimensioni	<i>13 x 9 x 27 [h] cm</i>
peso	<i>1,2 kg</i>
materiali	<i>PMMA e marmo</i>

avvertenze


⚠ *Non posizionare mai a una distanza inferiore a 20-30 centimetri da una fonte di calore.*

⚠ *Se esposti alla luce diretta del sole, i materiali utilizzati in questo prodotto potrebbero mostrare una naturale variazione nel colore.*

⚠ *Poltronova declina ogni responsabilità per danni causati a cose o a persone derivanti da prodotti modificati o utilizzati in modo improprio.*

⚠ *Poltronova sostituirà la merce con difetti di fabbrica solo nel caso in cui il prodotto sia intatto in tutte le sue parti e provvisto dell'imballaggio originale o di uno equivalente.*

poltronova



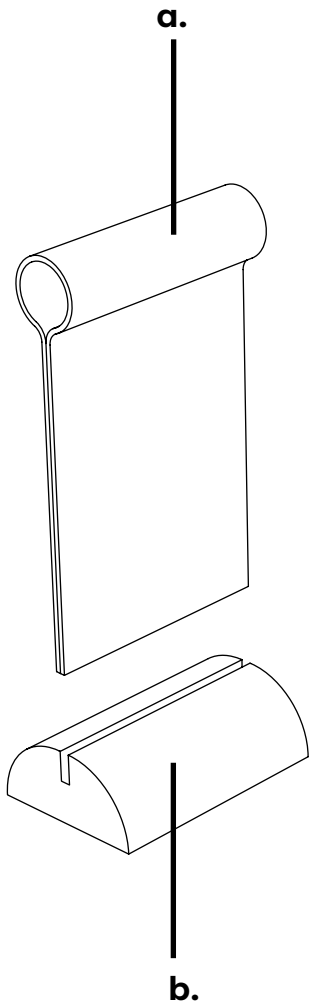
italiano
**Centro Studi Poltronova
per il design srl**
via Lorenzo Bartolini 2,
50124 Firenze – Italy
www.poltronova.it
info@poltronova.it

Ofelia

ISTRUZIONI

componenti

- a. base
- b. portafotografie

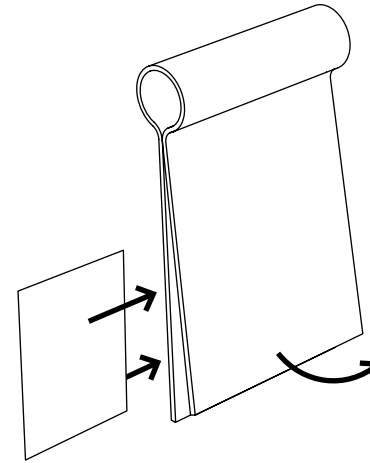


installazione e manutenzione

Per la pulizia è sufficiente l'uso di un panno morbido umido o asciutto.

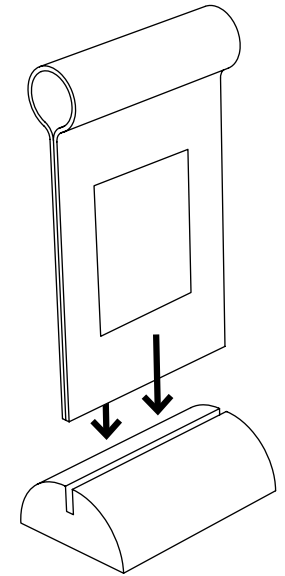
1 _____

Aprire delicatamente la parte inferiore del portafotografie e inserire una foto.



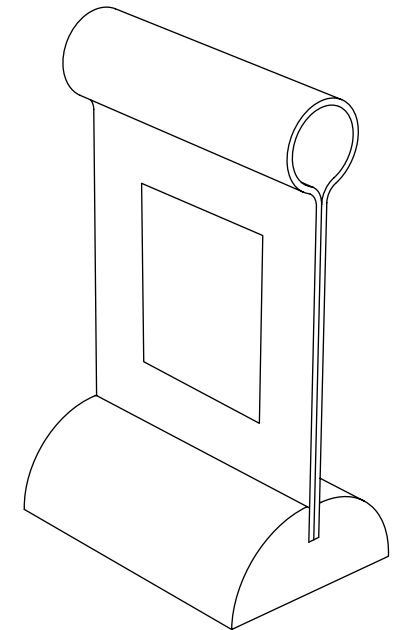
2 _____

Inserire il portafotografie nella base.



3 _____

Il vostro portafotografie è pronto.



information

utilisation intérieure

typologie petit porte-photos

an 1968

dimensions 13 x 9 x 27 [h] cm

poids 1,2 kg

matériaux PMMA et marbre

avertissements


⚠ Ne jamais placer à une distance inférieure à 20-30 cm d'une source de chaleur.

⚠ S'ils sont exposés à la lumière du soleil, les matériaux utilisés dans le présent produit pourraient montrer une variation naturelle de la couleur.

⚠ Poltrona n'est pas responsable des produits modifiés ou pour lesquels l'utilisation n'est pas adaptée.

⚠ Poltrona remplacera la marchandise avec défauts d'usine uniquement dans le cas où le produit soit intact dans toutes les de ses parties et muni de l'emballage original ou équivalent.

poltrona



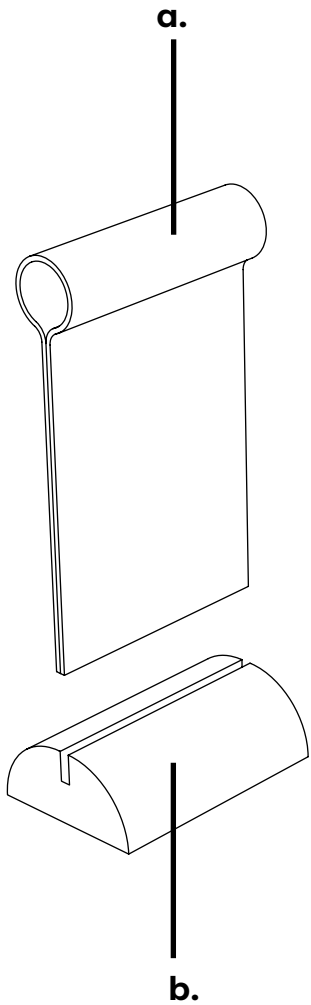
français
Centro Studi Poltrona
per il design srl
via Lorenzo Bartolini 2,
50124 Firenze – Italy
www.poltrona.it
info@poltrona.it

Ofelia

instructions

composants

- a. pied
- b. porte-photos

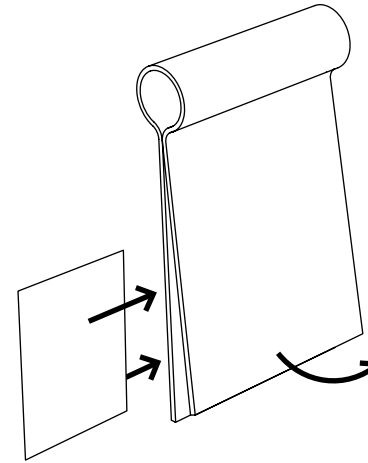


installation & entretien

Pour le nettoyage, il suffit d'utiliser un chiffon doux et humide ou sec.

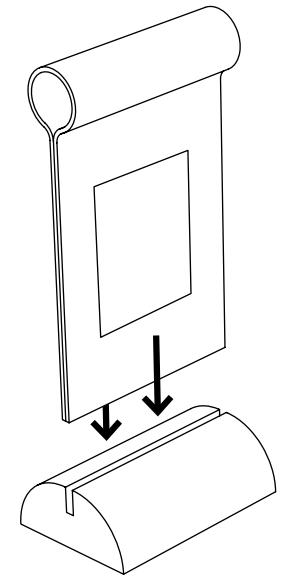
1 _____

Ouvrir délicatement la partie inférieure du porte-photos et insérer une photo.



2 _____

Insérez le porte-photos dans le pied.



3 _____

Votre porte-photos est prêt.

